



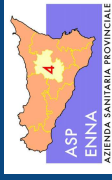
Vaccinazione Anti-Covid 19
L'Italia rinasce con un fiore

Riepilogo periodo:

31/12/2020 - 08/07/2021

Giorni effettivi di vaccinazione

183



Riepilogo delle vaccinazioni effettuate

Periodo selezionato

31/12/2020 - 08/07/2021

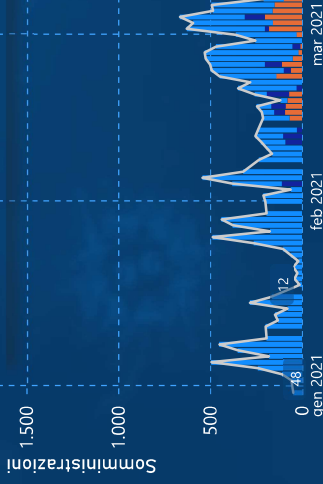
Centro vaccinale

Tutte

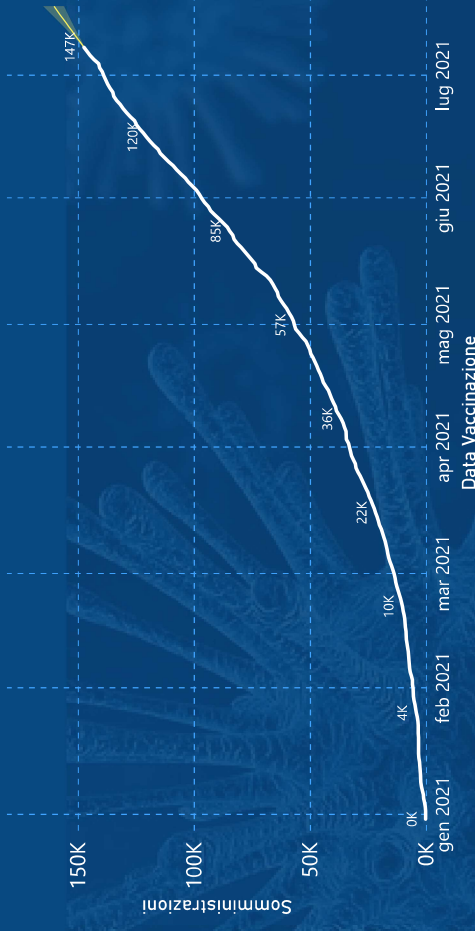
Somministrazioni e Totali per Data Vaccinazione e Vaccino

Vaccino ● ASTRAZENECA ● JANSSEN ● MODERNA ● PFIZER ● Totali

147353
Totale somministrazioni



Somministrazioni cumulate per data vaccinazione e proiezione a 10 gg



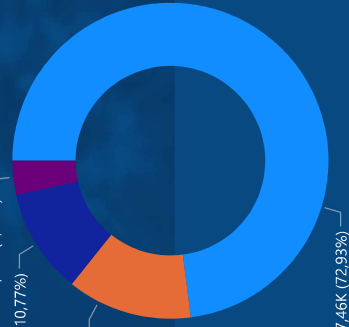
Data Vaccinazione

Trend della media mensile

Vaccino	1		2		Totale	
	Somm	%	Somm	%	Somm	%
PFIZER	67052	45,50%	40409	27,42%	107461	72,93%
ASTRAZENECA	11244	7,63%	7632	5,18%	18876	12,81%
MODERNA	8773	5,95%	7099	4,82%	15872	10,77%
JANSSEN	5144	3,49%			5144	3,49%
Totale	92213	62,58%	55140	37,42%	147353	100,00%

Dosi somministrate

Dosi ● 1 ● 2



Somministrazioni per Vaccino



805,21
Media giornaliera

62,58%

37,42%



Somministrazioni per centro di vaccinazione

Periodo selezionato

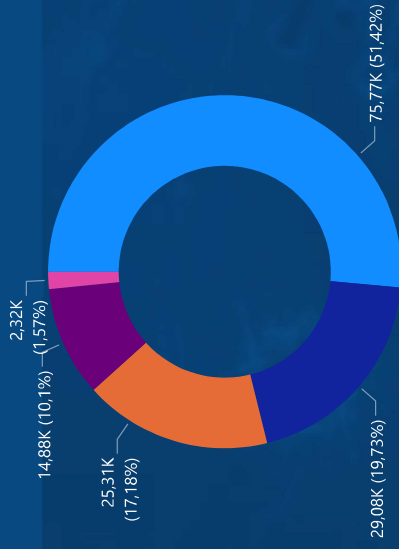
31/12/2020

08/07/2021

Centro vaccinazione

Tutte

Somministrazioni per centro vaccinale



centro vaccinale

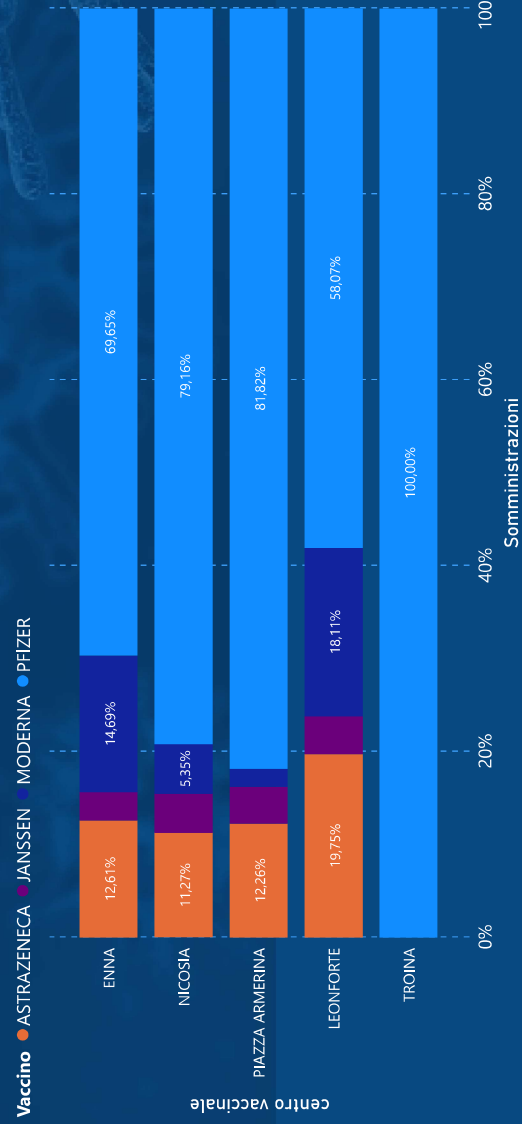
- ENNA
- NICOSIA
- PIAZZA ARMERINA
- LEONFORTE
- TROIINA

Somministrazioni per centro vaccinale

Vaccino	ASTRAZENECA		JANSSEN		MODERNA		PFIZER		Totale
	1	2	1	Totale	1	2	1	2	
⊕ ENNA	5785	3772	2309	2309	5983	5145	32148	20627	52775
⊕ NICOSIA	1865	1412	1227	1227	953	602	14850	8167	23017
⊕ PIAZZA ARMERINA	1829	1275	1003	1003	249	245	12931	7780	20711
⊕ LEONFORTE	1765	1173	605	605	1588	1107	6014	2626	8640
⊕ TROIINA							1109	1209	2318
Totale	11244	7632	5144	5144	8773	7099	67052	40409	107461

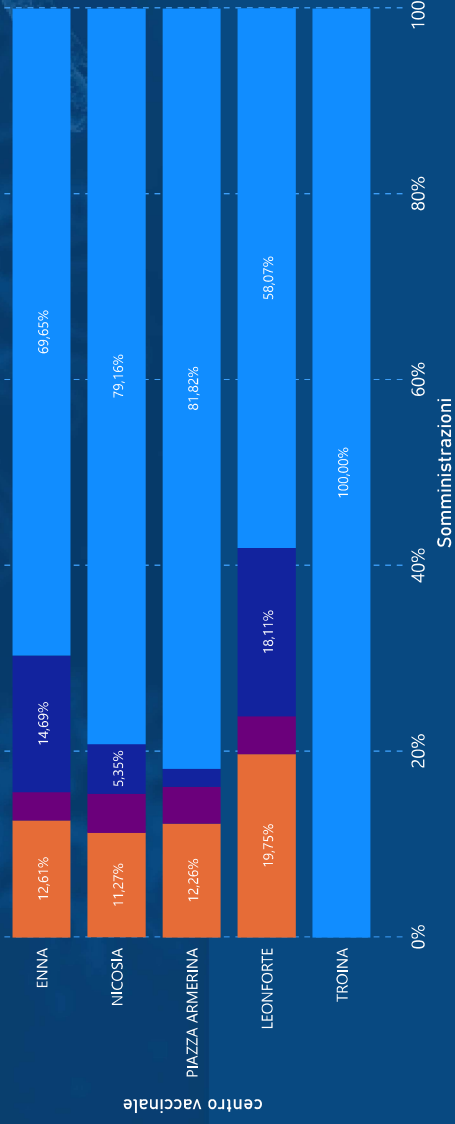
Somministrazioni per centro vaccinale e fascia di età

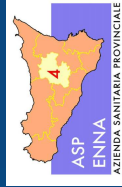
fascia di età ● 12-19 ● 20-29 ● 30-39 ● 40-49 ● 50-59 ● 60-69 ● 70-79 ● 80->



Somministrazioni per centro vaccinale e Vaccino

Vaccino ● ASTRAZENECA ● JANSSEN ● MODERNA ● PFIZER





Soggetti vaccinati con almeno una dose

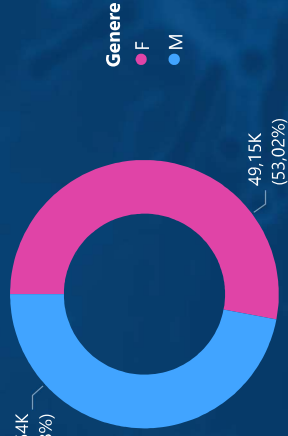
Periodo selezionato

31/12/2020 08/07/2021

Centro vaccinale

Tutte

Soggetti vaccinati per genere con almeno una dose

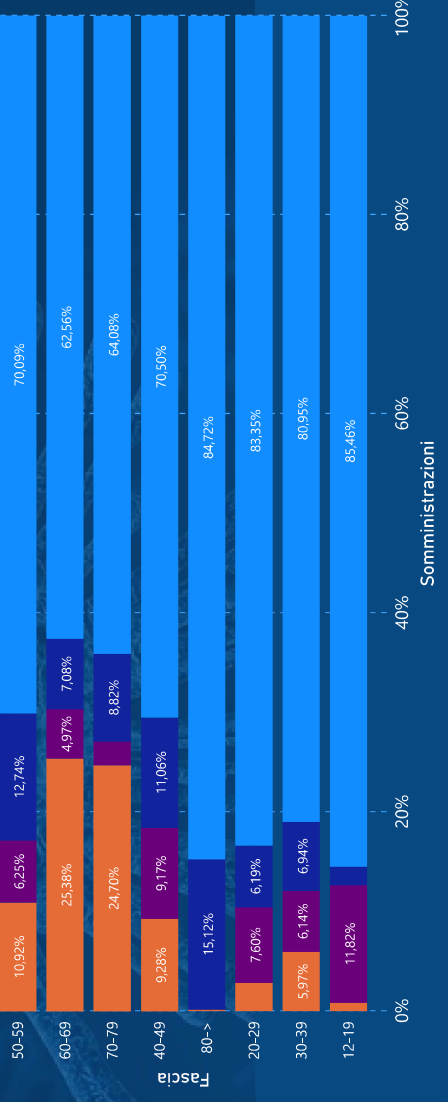
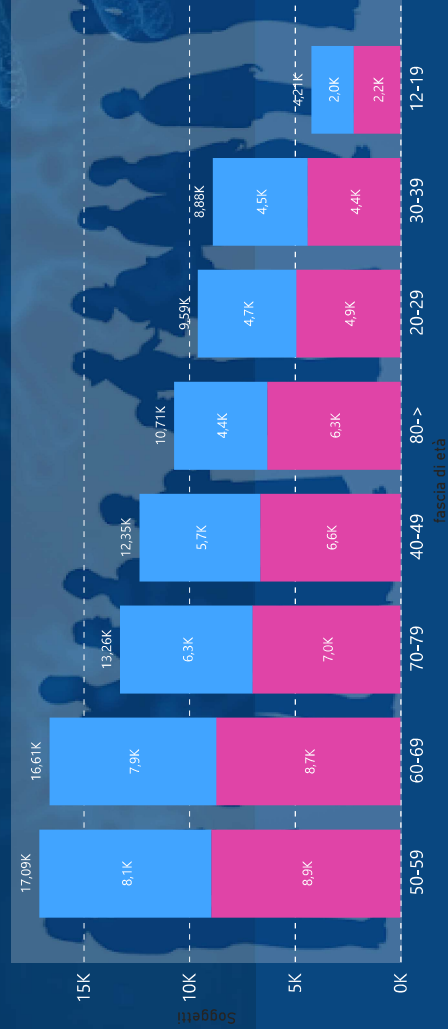


Soggetti vaccinati per fascia di età con almeno una dose

Vaccino	ASTRAZENECA			JANSSEN			MODERNA			PFIZER			Totale		
	Vaccinati	% Riga	% Colonna	Vaccinati	% Riga	% Colonna	Vaccinati	% Riga	% Colonna	Vaccinati	% Riga	% Colonna	Vaccinati	% Riga	% Colonna
12-19	36	0,85%	0,32%	499	11,84%	9,70%	79	1,87%	0,89%	3608	85,62%	5,33%	4214	100,00%	4,55%
20-29	275	2,87%	2,41%	734	7,65%	14,27%	598	6,23%	6,77%	8046	83,88%	11,89%	9592	100,00%	10,35%
30-39	533	6,00%	4,68%	548	6,17%	10,65%	620	6,98%	7,02%	7227	81,41%	10,68%	8877	100,00%	9,58%
40-49	1153	9,33%	10,12%	1139	9,22%	22,14%	1374	11,12%	15,56%	8760	70,91%	12,94%	12353	100,00%	13,33%
50-59	1881	11,01%	16,51%	1077	6,30%	20,94%	2195	12,84%	24,85%	12073	70,64%	17,84%	17090	100,00%	18,44%
60-69	4223	25,43%	37,06%	827	4,98%	16,08%	1178	7,09%	13,34%	10408	62,68%	15,38%	16606	100,00%	17,92%
70-79	3277	24,71%	28,76%	319	2,41%	6,20%	1170	8,82%	13,25%	8501	64,10%	12,56%	13263	100,00%	14,31%
80->	17	0,16%	0,15%	1	0,01%	0,02%	1619	15,12%	18,33%	9073	84,72%	13,40%	10710	100,00%	11,55%
Totale	11395	12,29%	100,00%	5144	5,55%	100,00%	8833	9,53%	100,00%	67684	73,02%	100,00%	92693	100,00%	100,00%

Vaccinati per fascia di età e vaccino con almeno una dose

Vaccino ● ASTRAZENECA ● JANSSEN ● MODERNA ● PFIZER





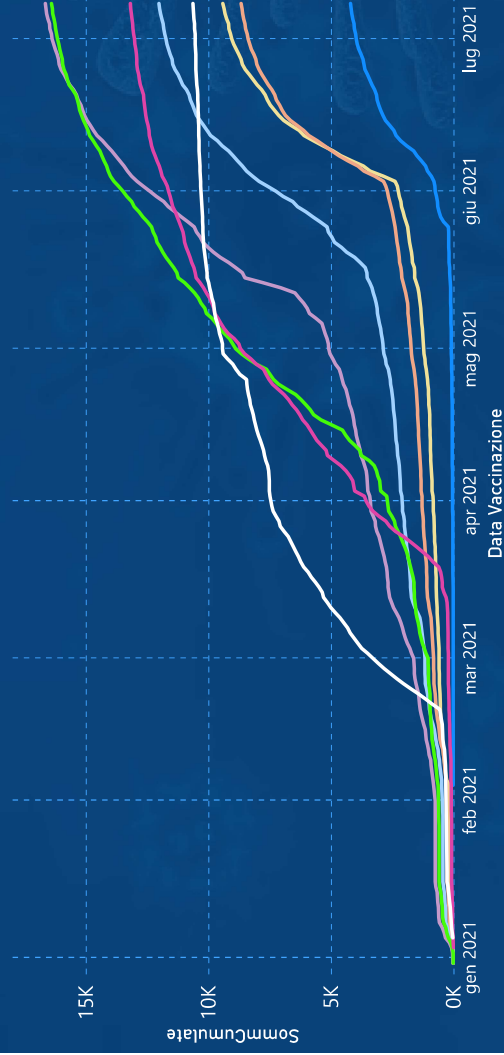
Trend prime dosi

Periodo selezionato

31/12/2020 08/07/2021

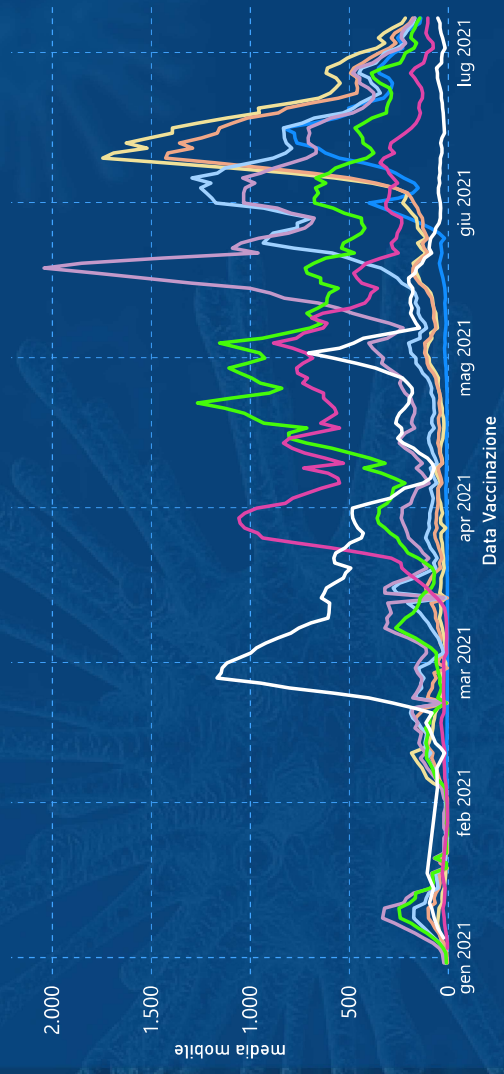
Trend prime dosi cumulate per fasce di età

Fascia ● 12-19 ● 20-29 ● 30-39 ● 40-49 ● 50-59 ● 60-69 ● 70-79 ● 80->



Media mobile a 7 gg delle prime dosi per fasce di età

Fascia ● 12-19 ● 20-29 ● 30-39 ● 40-49 ● 50-59 ● 60-69 ● 70-79 ● 80->



Settimana corrente

02/07/2021-08/07/2021

Settimana precedente

25/06/2021-01/07/2021

Prime dosi

Vaccino	Settimana precedente	Settimana corrente	Delta
ASTRAZENECA	3	3	-3
JANSSEN	5	3	-2
MODERNA	185	189	4
PFIZER	3095	1750	-1345
Totale	3285	1939	-1346

Prime dosi

Fascia	Settimana precedente	Settimana corrente	Delta
12-19	457	234	-223
20-29	712	366	-346
30-39	563	289	-274
40-49	497	282	-215
50-59	486	275	-211
60-69	353	241	-112
70-79	176	162	-14
80->	41	90	49
Totale	3285	1939	-1346

Prime dosi

Centro vaccinazione	Settimana precedente	Settimana corrente	Delta
ENNA	1379	763	-616
LEONFORTE	571	316	-255
NICOSIA	501	361	-140
PIAZZA ARMERINA	834	499	-335
Totale	3285	1939	-1346



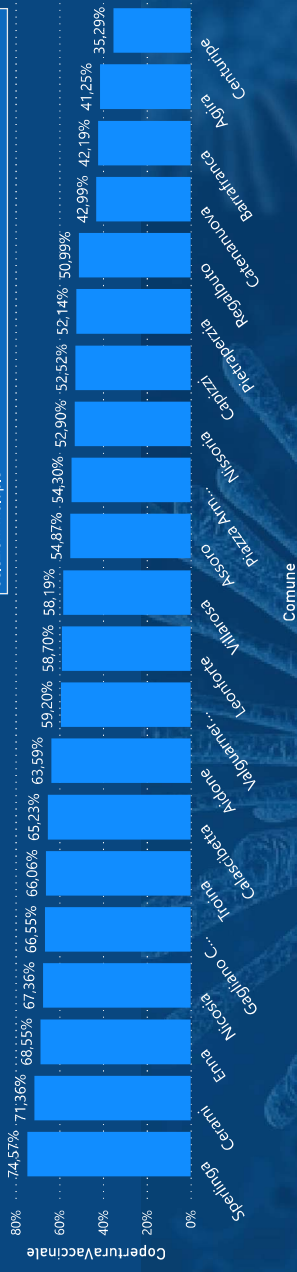
Periodo selezionato

31/12/2020

08/07/2021

% su target vaccinati per comune

Selezioni multiple



Target per comune di residenza

Dose

1

2

TARGET VACCINANDI PER COMUNE E FASCE DI ETA'

Si evidenzia il valore sotto la media provinciale indicata nel totale

Fascia Comune	12-19		20-29		30-39		40-49		50-59		60-69		70-79		80->		Totale										
	Target	Vaccinati	%	Target	Vaccinati	%	Target	Vaccinati	%	Target	Vaccinati	%	Target	Vaccinati	%	Target	Vaccinati	%									
Sperlinga	55	33	60,00%	75	52	69,33%	65	35	53,85%	73	58	79,45%	113	81	71,68%	95	81	85,26%	73	59	80,82%	96	82	85,42%	645	481	74,57%
Cerami	141	56	39,72%	189	145	76,72%	222	131	59,01%	237	149	62,87%	285	202	70,88%	260	211	81,15%	190	165	86,84%	194	167	86,08%	1.718	1226	71,36%
Enna	1.745	685	39,26%	2.852	1.564	54,84%	3.000	1.561	52,03%	3.474	2.340	67,36%	4.116	2.988	72,59%	3.758	3.033	80,71%	2.787	2.332	83,67%	2.054	1.802	87,73%	23.786	16.305	68,55%
Nicosia	1.091	442	40,51%	1.526	881	57,73%	1.370	756	55,18%	1.837	1.137	61,89%	2.112	1.542	73,01%	1.681	1.361	80,96%	1.238	1.007	81,34%	1.098	926	84,34%	11.953	8.052	67,36%
Gagliano Castellerrato	272	106	38,97%	347	199	57,35%	363	193	53,17%	512	281	54,88%	473	353	74,63%	459	348	75,82%	414	370	89,37%	287	231	80,49%	3.127	2.081	66,55%
Troina	662	285	43,05%	975	479	49,13%	981	480	48,93%	1.080	679	62,87%	1.389	979	70,48%	1.173	925	78,86%	920	758	82,39%	832	708	85,10%	8.012	5.293	66,06%
Calascibetta	318	92	28,93%	484	251	51,86%	469	243	51,81%	518	305	58,88%	666	461	69,22%	563	439	77,98%	395	356	90,13%	360	314	87,22%	3.773	2.461	65,23%
Aldone	326	126	38,65%	617	247	40,03%	539	262	48,61%	542	301	55,54%	654	506	77,37%	607	472	77,76%	453	374	82,56%	404	346	85,64%	4.142	2.634	63,59%
Valguarnera Caropepe	628	193	30,73%	794	382	48,11%	815	325	39,88%	934	510	54,60%	1.078	671	62,24%	895	652	72,85%	702	577	82,19%	588	499	84,86%	6.434	3.809	59,20%
Leonforte	1.151	383	33,28%	1.560	751	48,14%	1.556	695	44,67%	1.599	903	56,47%	1.984	1.276	64,31%	1.571	1.167	74,28%	1.178	916	77,76%	857	634	73,98%	11.456	6.725	58,70%
Villarosa	380	76	20,00%	528	210	39,77%	467	184	39,40%	570	296	51,93%	660	407	61,67%	668	520	77,84%	435	360	82,76%	351	309	88,03%	4.059	2.362	58,19%
Assoro	419	110	26,25%	557	235	42,19%	568	231	40,67%	656	301	45,88%	754	460	61,01%	772	508	65,80%	454	391	86,12%	307	226	73,62%	4.487	2.462	54,87%
Piazza Armerina	1.696	455	26,83%	2.535	988	38,97%	2.596	957	36,86%	2.729	1.288	47,20%	3.171	1.977	62,35%	2.746	1.917	69,81%	1.988	1.551	78,02%	1.460	1.141	78,15%	18.921	10.274	54,30%
Nissoria	229	65	28,38%	408	159	38,97%	334	121	36,23%	394	173	43,91%	460	276	60,00%	385	261	67,79%	225	185	82,22%	164	135	82,32%	2.599	1.375	52,90%
Capizzi	262	96	36,64%	342	198	57,89%	321	142	44,24%	380	179	47,11%	463	249	53,78%	322	195	60,56%	255	158	61,96%	193	116	60,10%	2.538	1.333	52,52%
Pietraperzia	521	131	25,14%	765	298	38,95%	664	271	40,81%	845	365	43,20%	975	533	54,67%	837	537	64,16%	602	427	70,93%	622	478	76,85%	5.831	3.040	52,14%
Regalbuto	517	110	21,28%	892	271	30,38%	873	299	34,25%	864	391	45,25%	1.016	560	55,12%	877	582	66,36%	632	509	80,54%	475	412	86,74%	6.146	3.134	50,99%
Catania	418	57	13,64%	587	183	31,18%	561	153	27,27%	619	222	35,86%	672	282	41,96%	543	326	60,04%	390	303	77,69%	306	235	76,80%	4.096	1.761	42,99%
Barrafranca	1.001	165	16,48%	1.408	470	33,38%	1.317	370	28,09%	1.769	573	32,39%	1.764	881	49,94%	1.376	780	56,69%	1.142	708	62,00%	964	585	60,68%	10.741	4.532	42,19%
Agira	699	99	14,16%	951	257	27,02%	898	207	23,05%	1.042	376	36,08%	1.235	549	44,45%	939	546	58,15%	700	480	68,57%	535	373	69,72%	6.999	2.887	41,25%
Centuripe	399	32	8,02%	581	79	13,60%	614	95	15,47%	640	183	28,59%	799	273	34,17%	732	341	46,58%	483	322	66,67%	459	336	73,20%	4.707	1.661	35,29%
Totale	12.930	3.797	29,37%	18.973	8.297	43,73%	18.593	7.710	41,47%	21.314	11.006	51,64%	24.839	15.501	62,41%	21.259	15.198	71,49%	15.656	12.303	78,59%	12.606	10.050	79,72%	146.170	83.862	57,37%



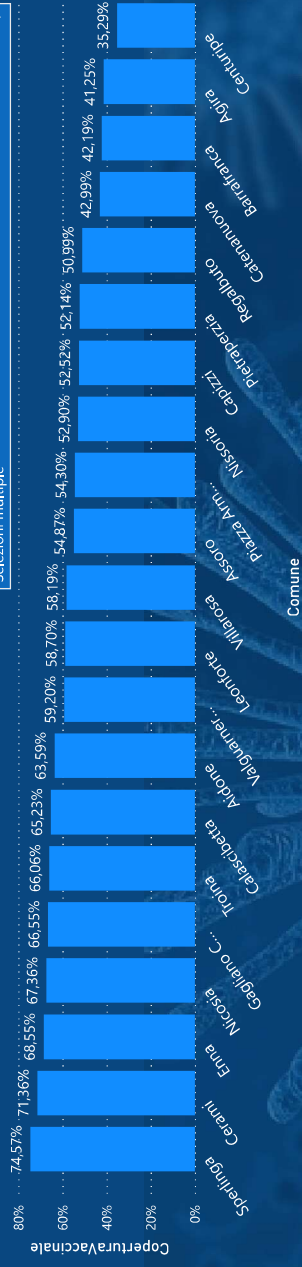
Periodo selezionato

31/12/2020 - 08/07/2021

Target per comune di residenza

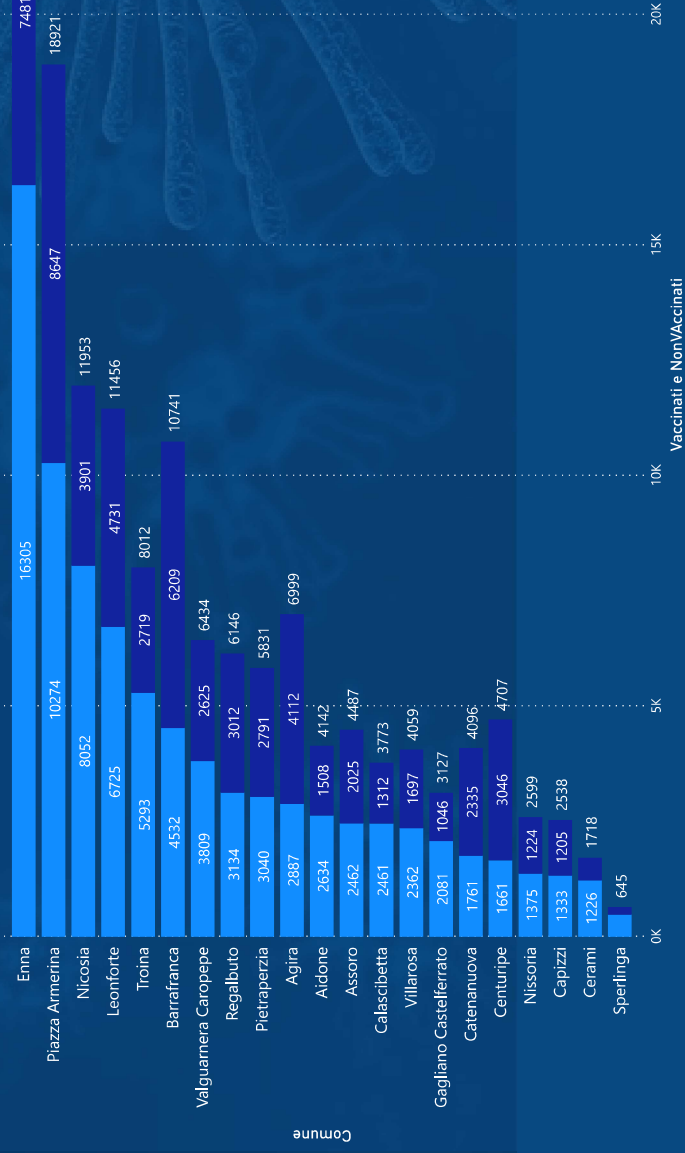


% su target vaccinati per comune



Copertura per comune

● Vaccinati ● NonVaccinati



Riepilogo copertura vaccinale per comune

Comune	Target	Vaccinati	Non vaccinati	%
Piazza Armerina	18921	10274	8647	54,30%
Enna	23786	16305	7481	68,55%
Barrafranca	10741	4532	6209	42,19%
Leonforte	11456	6725	4731	58,70%
Agira	6999	2887	4112	41,25%
Nicosia	11953	8052	3901	67,36%
Centuripe	4707	1661	3046	35,29%
Regalbuto	6146	3134	3012	50,99%
Pietraperzia	5831	3040	2791	52,14%
Troina	8012	5293	2719	66,06%
Valguameria Caropepe	6434	3809	2625	59,20%
Cataniauova	4096	1761	2335	42,99%
Assoro	4487	2462	2025	54,87%
Villarosa	4059	2362	1697	58,19%
Aidone	4142	2634	1508	63,59%
Calascibetta	3773	2461	1312	65,23%
Nissoria	2599	1375	1224	52,90%
Capizzi	2538	1333	1205	52,52%
Gagliano Castelferrato	3127	2081	1046	66,55%
Cerami	1718	1226	492	71,36%
Sperlinga	645	481	164	74,57%
Totale	146170	83862	62308	57,37%

Regione, Provincia, Comune

Selezioni multiple

Periodo selezionato

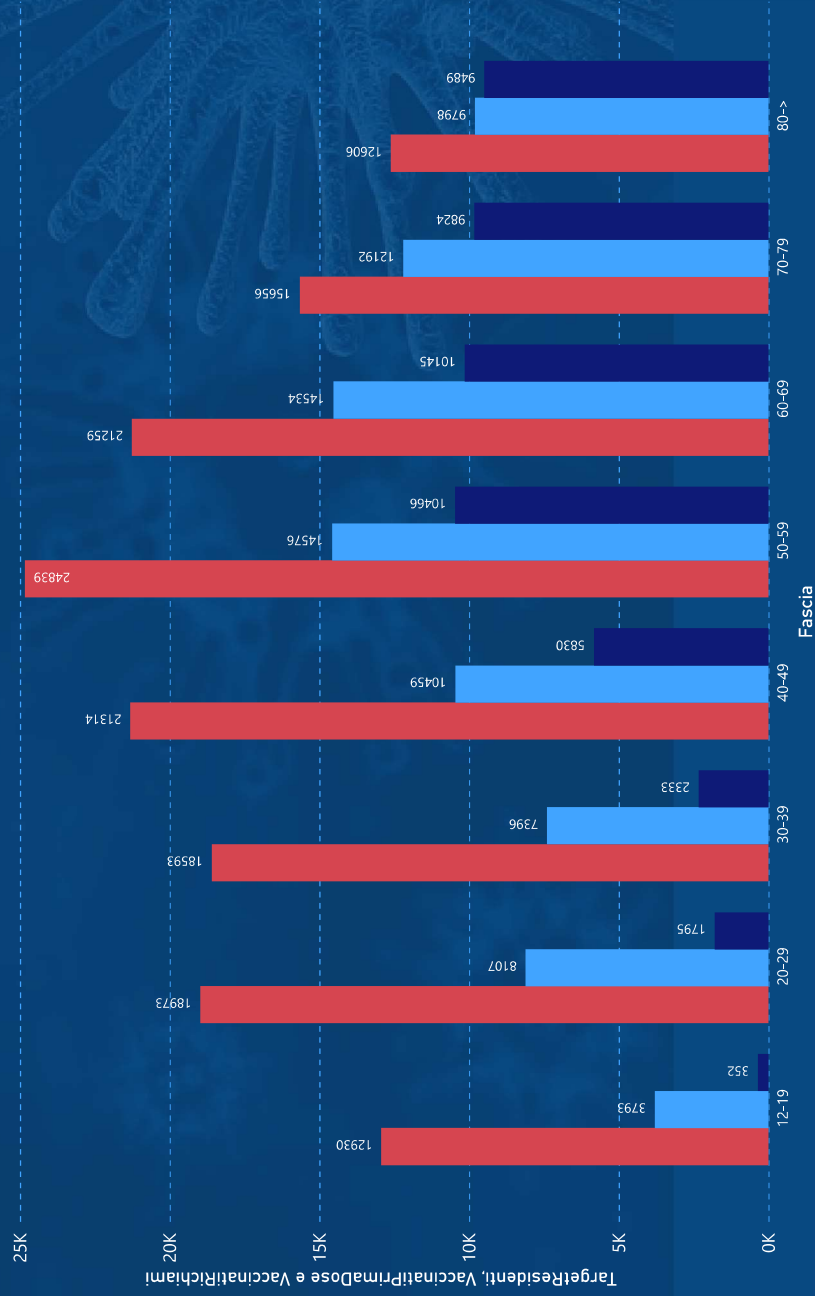
31/12/2020 08/07/2021



Target per dose di vaccinazione

Target Residenti, Vaccinati, Prima Dose e Vaccinati Richiami per Fascia

● Target Residenti ● Vaccinati ● Prima Dose ● Vaccinati Richiami



Regione, Provincia, Comune

Selezioni multiple

Target residenti vaccinati per fascia di età

Fascia	Target	Vaccinati totali	%	Prima dose	% Prima dose	Richiami	% Richiami	Da vaccinare	% da vaccinare
12-19	12.930	3797	29,37%	3793	29,33%	352	2,72%	9133	70,63%
20-29	18.973	8297	43,73%	8107	42,73%	1795	9,46%	10676	56,27%
30-39	18.593	7710	41,47%	7396	39,78%	2333	12,55%	10883	58,53%
40-49	21.314	11006	51,64%	10459	49,07%	5830	27,35%	10308	48,36%
50-59	24.839	15501	62,41%	14576	58,68%	10466	42,14%	9338	37,59%
60-69	21.259	15198	71,49%	14534	68,37%	10145	47,72%	6061	28,51%
70-79	15.656	12303	78,58%	12192	77,87%	9824	62,75%	3353	21,42%
80->	12.606	10050	79,72%	9798	77,72%	9489	75,27%	2556	20,28%
Totale	146.170	83862	57,37%	80855	55,32%	50234	34,37%	62308	42,63%

Target residenti vaccinati per provincia di residenza

Comune	Target	Vaccinati totali	%	Prima dose	% Prima dose	Richiami	% Richiami	Non vaccinati	% da vaccinare
Centuripe	4.707	1661	35,29%	1641	34,86%	1178	25,03%	3046	64,71%
Agrig	6.999	2887	41,25%	2780	39,72%	1753	25,05%	4112	58,75%
Barrafranca	10.741	4532	42,19%	4444	41,37%	2690	25,04%	6209	57,81%
Catananuova	4.096	1761	42,99%	1738	42,43%	988	24,12%	2335	57,01%
Regalbuto	6.146	3134	50,99%	3097	50,39%	1997	32,49%	3012	49,01%
Pietraperzia	5.831	3040	52,14%	2983	51,16%	1784	30,60%	2791	47,86%
Capizzi	2.538	1333	52,52%	1306	51,46%	573	22,58%	1205	47,48%
Nissoria	2.599	1375	52,90%	1284	49,40%	794	30,55%	1224	47,10%
Piazza Armerina	18.921	10274	54,30%	9993	52,81%	6008	31,75%	8647	45,70%
Assoro	4.487	2462	54,87%	2331	51,95%	1339	29,84%	2025	45,13%
Villarosa	4.059	2362	58,19%	2311	56,94%	1495	36,83%	1697	41,81%
Leonforte	11.456	6725	58,70%	6442	56,23%	3714	32,42%	4731	41,30%
Valguarnera Caropepe	6.434	3809	59,20%	3781	58,77%	1996	31,02%	2625	40,80%
Aidone	4.142	2634	63,59%	2607	62,94%	1338	32,30%	1508	36,41%
Calascibetta	3.773	2461	65,23%	2374	62,92%	1551	41,11%	1312	34,77%
Troina	8.012	5293	66,06%	4796	59,86%	3173	39,60%	2719	33,94%
Gagliano Castelferrato	3.127	2081	66,55%	2025	64,76%	1269	40,58%	1046	33,45%
Nicosia	11.953	8052	67,36%	7640	63,92%	5047	42,22%	3901	32,64%
Enna	23.786	16305	68,55%	15613	65,64%	10497	44,13%	7481	31,45%
Cerami	1.718	1226	71,36%	1202	69,97%	669	38,94%	492	28,64%
Sperlinga	645	481	74,57%	468	72,56%	381	59,07%	164	25,43%
Totale	146.170	83862	57,37%	80855	55,32%	50234	34,37%	62308	42,63%